











Along with [Windows 7's new features](#) comes a set of new keyboard shortcuts. This little cheat sheet will help you work more efficiently with the new OS.

Keystroke	Function
 + Home	Minimizes all but the current window
 + Spacebar	Preview Desktop (makes all open windows transparent)
 + Up Arrow or Down Arrow	Maximizes the current window or minimizes/restores the current window
 + Left Arrow or Right Arrow	Tiles the window on the left side(or the right side) of the screen
 + P	Chooses a Network Projector presentation display mode
 + Alt + 1..0	Accesses the Jump List of a program pinned on the Taskbar in the position indicated by the number
 + T	Cycles through the items on the Taskbar
 + 1..0	Launches a program pinned on the Taskbar in the position indicated by the number; or accesses a running program on the Taskbar in the position indicated by the number
 + Shift + 1..0	Launches a new instance of a program pinned on the Taskbar in the position indicated by the number
 + Ctrl + 1..0	Accesses the last active instance of a program pinned on the Taskbar in the position indicated by the number

For a comprehensive list, check out [100 keyboard shortcuts for moving faster in Windows 7](#).